

STUDIO RULES

Please note:

These rules are for the safety of you and your studio mates.

Not adhering to these rules will result in a violation.

- + No Flammables
- + No Open Solvents
- + No Spray Paint, Fixatives, etc.
(use the spray booth in the hall of 9th floor)
- + No Plaster (use in 4th floor plaster room)
- + No Smoking, Drinking, Drugs
- + No Blocking Egress

PROTECT YOURSELVES

USE OUR HIGH VENT ROOMS

LOCATIONS:


- + 4th floor of Foundation Bldg
- + 9th floor of 41 Cooper Sq

USE OF THESE MATERIALS
IS ALLOWED, BUT RESTRICTED
TO HIGH VENT ROOMS ONLY:

- enamel paint
- oil-based polyurethane
- spray paint, fixative, & adhesive
- sanding paint or gesso surface



Please remember to wear a
RESPIRATOR and **GLOVES**
when exposed to any toxic materials
and/or airborne particulates!



STAY HEALTHY

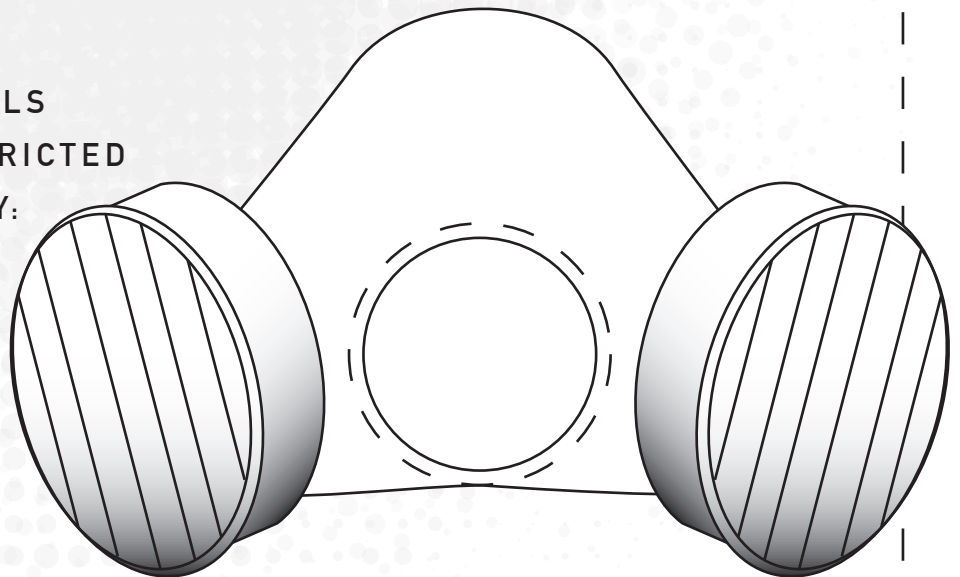
CONTAIN YOUR PARTICULATES

SAFETY FOR AIRBORNE PARTICULATES:

- + Use in plaster room (4th fl Foundation).
- + Use garbage cans for disposal.
- + Do NOT use in your studio, gesso room or any common areas.
- + Do NOT store in your studio.
- + Do NOT pour down sinks.

USE OF THESE MATERIALS
IS ALLOWED, BUT RESTRICTED
TO PLASTER ROOM ONLY:

- plaster
- marble dust
- cement/concrete



Please remember to wear a RESPIRATOR when exposed to any airborne particulates! (ESPECIALLY IN PLASTER ROOM)

SAVE TIME

USE OUR BRUSH-WASHERS

LOCATIONS:

+ 6th floor of Foundation Bldg

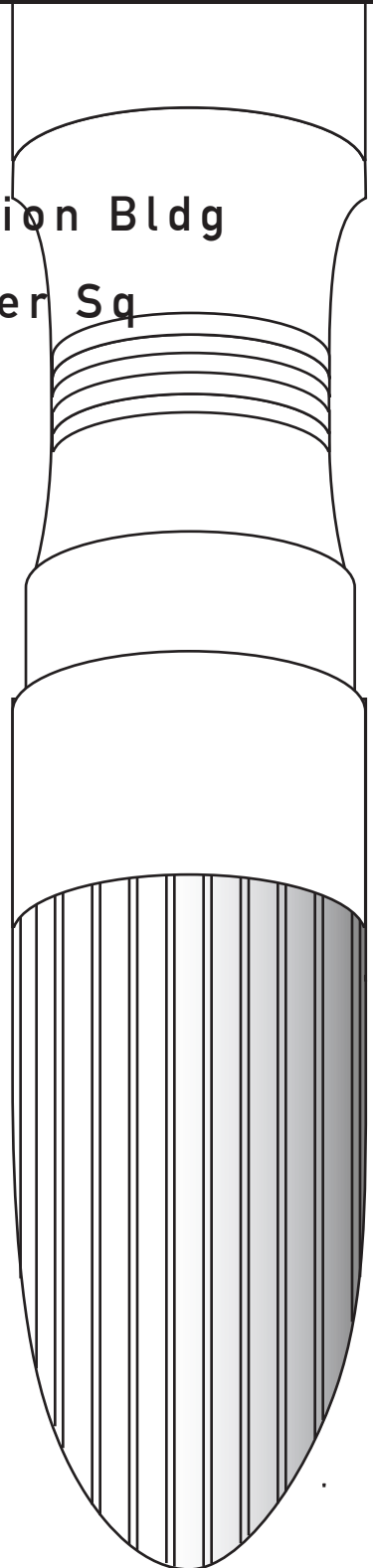
+ 9th floor of 41 Cooper Sq

Steps for using the brush-washer for removing oil paint from your brushes:

1. Wipe off the brush with a clean rag.
2. Turn on solvent flow & clean brush
3. Wipe brush with clean rag.
4. Close washer lid when done.
5. Rinse brush with soap & water once oil paint is removed.



Please remember to always wear **GLOVES** to protect your hands from oil paints and cleaning solvents!



STAY SAFE

STORE YOUR FLAMMABLES

USE OUR RED FIRE CABINETS TO STORE:


- + Spray paints/aerosols
- + Corrosive substances
- + Enamel paint
- + Solvents

BEFORE STORING YOUR
HAZARDOUS MATERIALS:

- tightly seal the container
- label container with
your name & the date



Please remember to wear a
RESPIRATOR and **GLOVES**
when exposed to any toxic
materials!




CONSIDER YOUR PEERS

KEEP CLASSROOMS NEAT

AFTER USING THIS CLASSROOM:

- + gather your work
- + throw away trash
- + wipe down work surfaces
- + store furniture



PREVENT A MIX UP

LABEL ALL JARS

ALL CONTAINERS IN STUDIOS AND
FLAMMABLES CABINETS MUST BE
CLEARLY LABELED WITH:

- + your name
- + the date you opened it
- + contents (brand & material)

Please keep lids closed
when not in use and
always store
flammables
in the flammables
cabinets!

